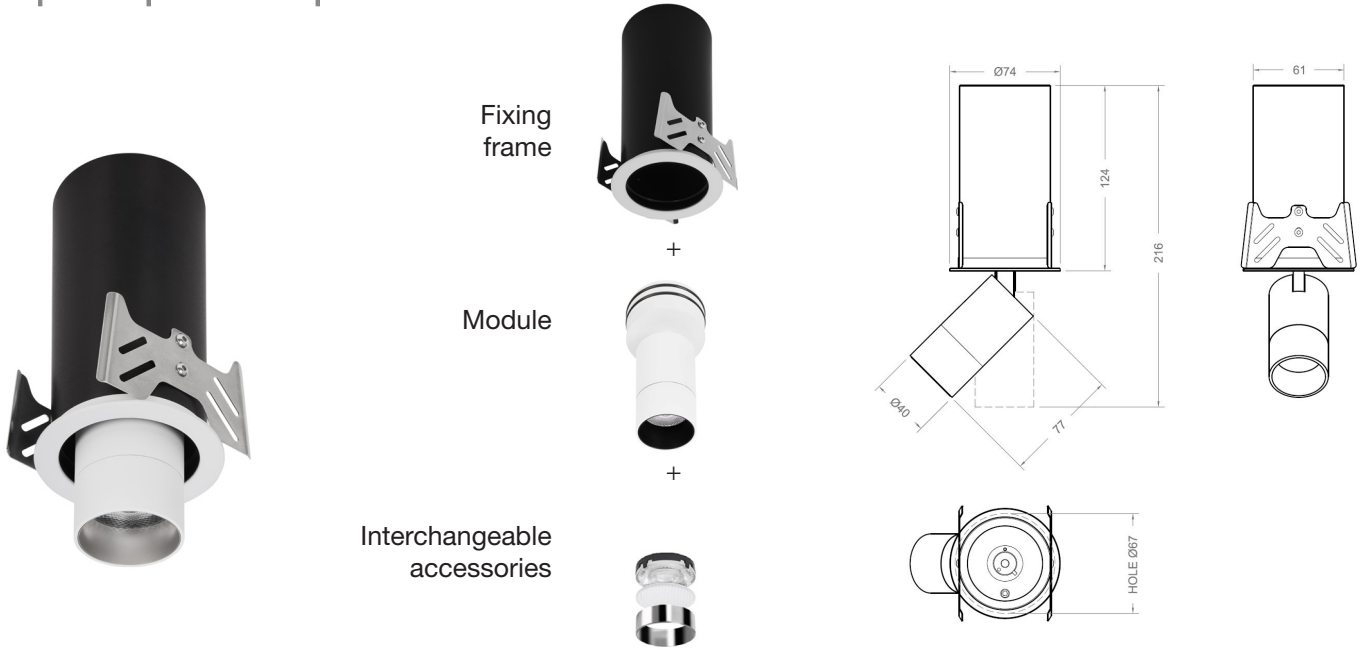


# Ariel In&Out m

Downlights | IP40 | Class III | Dimmable



## LIGHT SOURCE & OPTIC

### Power

9W  
13W

### Lens

14° - not interchangeable  
18°/ 24°/ 33°/ 52° - interchangeable

### Beam Direction

Adjustable:  
Tilting +/-90°, rotating +/-355°,  
Symmetrical

### Material

PMMA

### LED quantity

1

### Binning

2 MacAdam steps

### Color temperature & quality

2200K CRI>90  
2400K CRI>90  
2700K CRI>90/95  
3000K CRI>80/90/95  
3500K CRI>90/95  
4000K CRI>90

### Lifetime

(L70) >77.000 hrs

## FIXTURE

### Dimensions

Ø 40mm x Hmax 77mm (cylinder)

### Material

Aluminium

### Module finishes

Warm White (RAL 9010)  
White (RAL 9003)  
Gray White (RAL 9002)  
Gothic Cement (RAL 7033)  
Gray (RAL 7012)  
Beige Gray (RAL 7006)  
Brown (RAL 8019)  
Black (RAL 9005)

### Filter holder finishes

Gold Chrome  
Shiny Chrome  
Satin Gold  
Satin Nickel  
Black

### Weight

540gr

### Mounting

Semirecessed: cut out Ø 67mm

### Fixing

Fixing frame with springs

### Working temperature

-20° / +40°

## ELECTRICAL FEATURES

### Power supply

Constant current:  
500 mA  
700mA  
Typical Vf= 18V

### Driver requirement

Remote (not included)

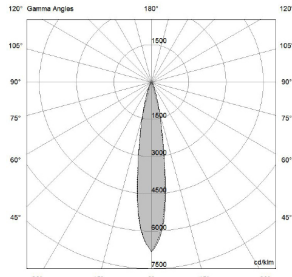
### Control

On/off  
Push switch  
Phase Cut  
0/1-10 V  
Casambi  
DALI

# Ariel In&Out m

## PHOTOMETRIC DATA (3000K CRI>90)

### 9W - 18° | UGR 12

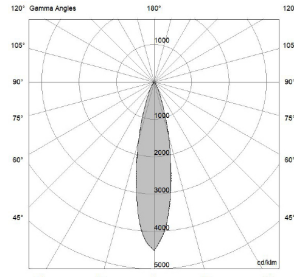


H (m)	D (m)	Eav (lx)
1	0.32	3087
2	0.64	772
3	0.96	343
4	1.28	193
5	1.60	123

**Total lumen output**  
712 lm

**Efficacy**  
79 lm/W

### 9W - 24° | UGR 14

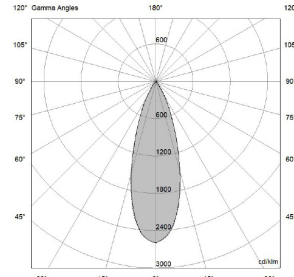


H (m)	D (m)	Eav (lx)
1	0.42	1919
2	0.83	480
3	1.25	213
4	1.67	120
5	2.08	77

**Total lumen output**  
703 lm

**Efficacy**  
78 lm/W

### 9W - 33° | UGR 16

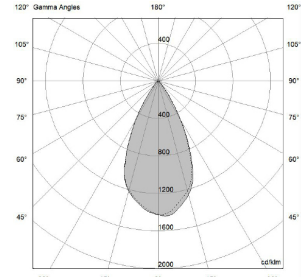


H (m)	D (m)	Eav (lx)
1	0.60	980
2	1.21	245
3	1.81	109
4	2.41	61
5	3.02	39

**Total lumen output**  
618 lm

**Efficacy**  
69 lm/W

### 9W - 52° | UGR 20

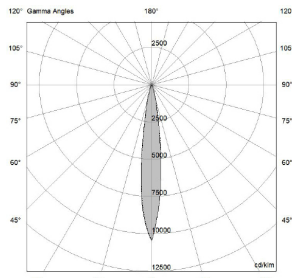


H (m)	D (m)	Eav (lx)
1	0.69	550
2	1.93	138
3	2.89	61
4	3.85	34
5	4.82	22

**Total lumen output**  
683 lm

**Efficacy**  
76 lm/W

### 9W - 14° | UGR 9



H (m)	D (m)	Eav (lx)
1	0.25	4298
2	0.50	1074
3	0.76	478
4	1.01	269
5	1.26	172

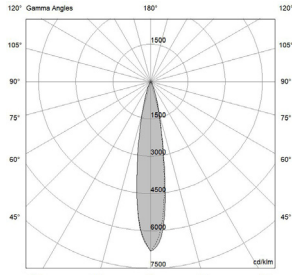
**Total lumen output**  
659 lm

**Efficacy**  
73 lm/W

# Ariel In&Out m

## PHOTOMETRIC DATA (3000K CRI>90)

### 13W - 18° | UGR 13

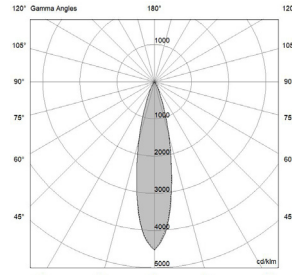


H (m)	D (m)	Eav (lx)
1	0.32	3890
2	0.65	972
3	0.97	432
4	1.30	243
5	1.62	156

**Total lumen output**  
901 lm

**Efficacy**  
69 lm/W

### 13W - 24° | UGR 15

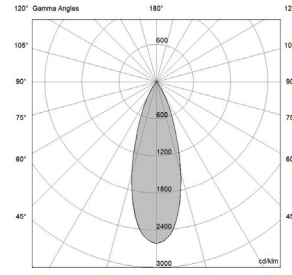


H (m)	D (m)	Eav (lx)
1	0.42	2406
2	0.84	602
3	1.25	267
4	1.67	150
5	2.09	96

**Total lumen output**  
860 lm

**Efficacy**  
66 lm/W

### 13W - 33° | UGR 17

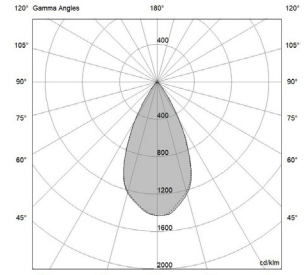


H (m)	D (m)	Eav (lx)
1	0.60	1228
2	1.21	307
3	1.81	136
4	2.41	77
5	3.02	49

**Total lumen output**  
770 lm

**Efficacy**  
59 lm/W

### 13W - 52° | UGR 21

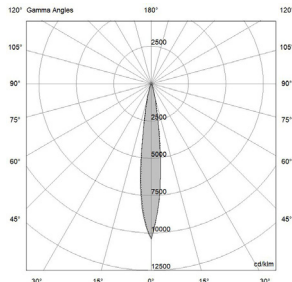


H (m)	D (m)	Eav (lx)
1	1.38	219
2	2.76	55
3	4.14	24
4	5.52	14
5	6.90	9

**Total lumen output**  
844 lm

**Efficacy**  
65 lm/W

### 13W - 14° | UGR 10



H (m)	D (m)	Eav (lx)
1	0.25	5271
2	0.50	1318
3	0.75	586
4	1.00	329
5	1.25	211

**Total lumen output**  
813 lm

**Efficacy**  
63 lm/W

# Ariel In&Out m

## INTERCHANGEABLE ACCESSORIES

### Optical Filters

Hex louver  
Elliptical Filter  
Prismatic filter  
Softening lens

### Lenses

18° / 24° / 33° / 52°

### Decorative rings

Black  
Gold Chrome  
Satin Gold  
Satin Nickel  
Shiny Chrome

## INSTALLATION ACCESSORIES

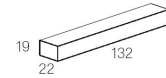
Fixing rame (A01293.\_0)

Necessary element: please specify always 1 frame for each Fixture in the purchase order

## SUGGESTED REMOTE DRIVERS

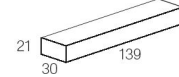
### On/Off :

CC10-F-500-SI



Ø 28

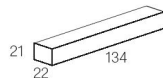
CC23-F-700-SP



Ø 37

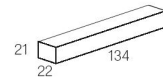
### Multifunction (DALI 2, 0/1-10V, PUSH RIPPLE FREE, AM DIMMING):

CC15-D-500-S



Ø 30

CC15-D-700-S



Ø 30

Other options upon request