



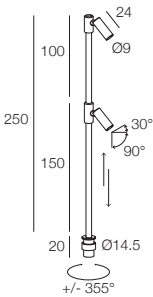

IP40


350
500


80 g


Ø11,5


2



⌘ 350 / 500mA	1W x 2	2W x 2
Lumen Output 3000K CRI > 90	350mA - 50 lm x 2	500mA - 80 lm x 2
20° Lens	784477.___	784478.___
30° Lens	764477.___	764478.___
50° Lens	7D4477.___	7D4478.___

FINISH	CCT
● 4 Black	● U 2200K
● I Gold Chrome	● X 2700K CRI > 90
● Z Champagne Gold	● W 3000K CRI > 90
● 3 Gray	● K 3500K CRI > 90
● 1 Shiny Chrome	● D 4000K CRI > 90



SUGGESTED DRIVERS (not included)

350mA	CC20-F-350-N	p. 698
500mA	CC20-F-500-N	p. 700