

Tono i IP67 Solovetro



Solovetro Series



Hex louver inclusive

IP67

WIPS

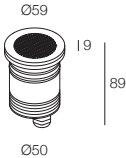
500
900

24V

1 m

330 g

2



350 / 500mA Lumen Output 3000K	3W 900mA - 120 lm	6W 500mA - 370 lm
3° Lens	7T4059. _ _	
10° Lens		734060. _ _
30° Lens		764060. _ _
50° Lens		7D4060. _ _

FINISH	CCT
4 Black	Y 2700K
Z Champagne Gold	6 3000K
3 Gray	W 3000K CRI > 90
	J 3500K
	9 4000K

24V Lumen Output 3000K	3W 24Vdc - 120 lm	7W 24Vdc - 370 lm
3° Lens	7T4651. _ _	
10° Lens		734652. _ _
30° Lens		764652. _ _
50° Lens		7D4652. _ _



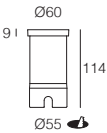
SUGGESTED DRIVERS (not included)

500mA	CC14-F-500-PI	p. 288
900mA	CC14-F-900-PI	p. 289
24Vdc	CV30-F-24-PI	p. 292

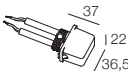
ACCESSORIES



Recessed box
in aluminum with edge
A00642._0



Recessed box in aluminum
with closure cap
A00643.40



Watertight connector
p. 266
A00387.40



Removing tool
A01292.30

EXAMPLE CODE COMPOSITION

123456 CCT FINISH