

LIGHT SOURCE

LED quantity	21
Power max	12 W
Total lumen output (3000K)	12W: Opal glass - 787 lm
Efficacy lm/W (3000K)	12W: Opal glass - 65 lm/W
CRI	>80 – >90
LED Temperature	2700K – 3000K – 3000K CRI>90 – 4000K
Average operational life	50.000 hours

OPTIC

Material	Polycarbonate
Available optics	Opal glass
Beam direction	Fixed
Flux symmetry	Symmetrical

FIXTURE

Material	Aluminum, tempered glass
Available finishes	Powder coated: 7 - White H - Black L - Oyster white A - Gold B6 - Intense bronze 4Q – Agate grey
IP Rate	IP40
Working Temperature	-20° ÷ +40°
Integrated fixing Systems	-

ELECTRICAL FEATURES


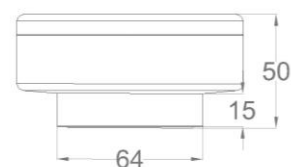
Driver	-
Dimmable	With triac dimmer
Connection	In parallel at 230 Vac
Class	I

MECHANICAL FEATURES

Dimensions	Ø99 x 50 mm
Weight	510 gr
Installation	Wall, ceiling mounting
Cut-out	-
Use	Indoor

ACCESSORIES

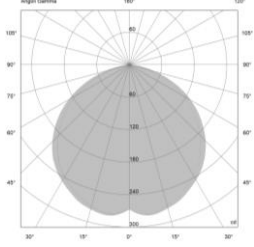
Visors	-
Filters	-
Box/ Frame	-
Fixing system	-



Luminaire protection device

85 x 20 x 20 mm

PHOTOMETRIC DATA

Opal glass – 12W						
						
H(m)	D(m)	E _{max} (lx)	E _{av} (lx)			
Opal glass						
<u>1.00</u>	3.03	275	68			
<u>2.00</u>	6.05	69	17			
<u>3.00</u>	9.08	31	8			
<u>4.00</u>	12.1	17	4			
<u>5.00</u>	15.1	11	3			

NOTES

DRIVERLESS Technology:

Connect directly to the line voltage to 220-240Vac.

Provided with luminaire protection device.

It is mandatory to install the luminaire protection device included with the fixture on the main voltage. Please place a protection device for each fixture.