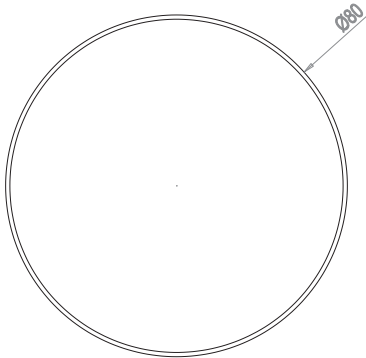
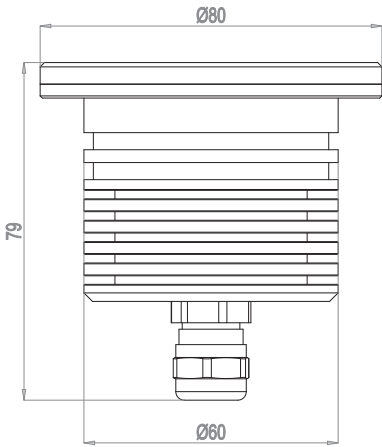


Nesis IP67 Solovetro

Recessed Light | IP67 | Class III | Dimmable



LIGHT SOURCE & OPTIC

Power

3W
4W
6W

Lens

20°/30°/60°

Beam Direction

Fixed
Symmetrical

Material

PMMA

LED quantity

3

Binning

2 MacAdam steps

Color temperature & quality

2200K CRI>80
2700K CRI>80
3000K CRI>80
4000K CRI>80
RGB

Lifetime

(L90) >60.000 hrs

FIXTURE

Dimensions

Ø 80mm x H 79mm

Material

Aluminium

Body finishes

Black
Champagne Gold
Grey

Weight

400gr

Mounting

Recessed

Fixing

Wall
Ceiling
Floor

Working temperature

-20° / +40°

ELECTRICAL FEATURES

Power supply

Main Voltage:
350 mA
500mA
24Vdc

Driver requirement

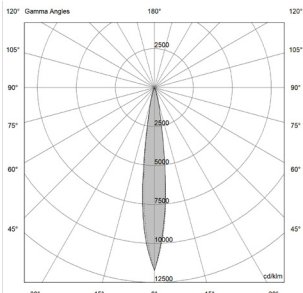
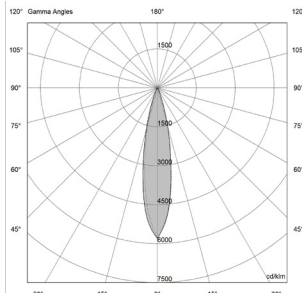
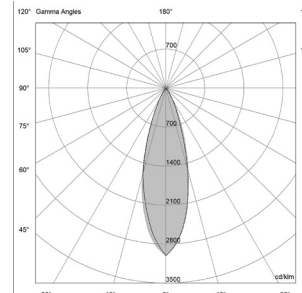
Remote (not included)

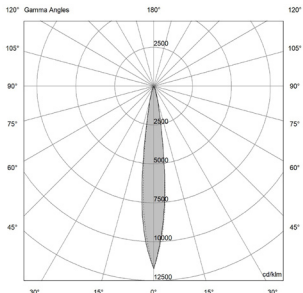
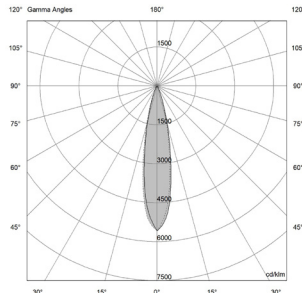
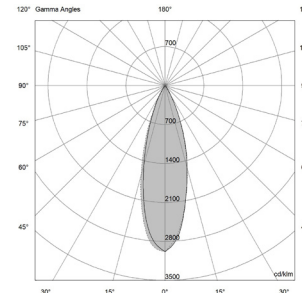
Control

On/off
Push switch
Phase Cut
0/1-10 V
Casambi
DALI

Nesis IP67 Solovetro

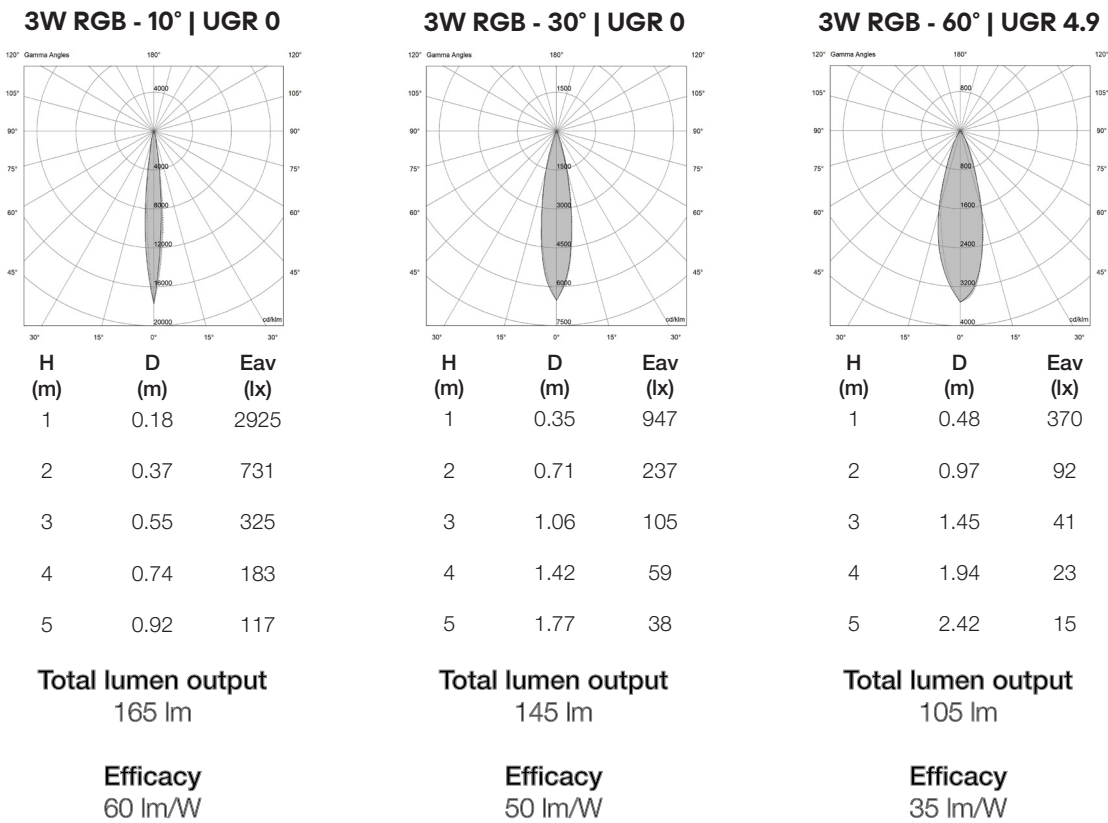
PHOTOMETRIC DATA (3000K CRI>80)

3W - 10° UGR 0.3			3W - 30° UGR 3			3W - 60° UGR 7.9		
								
H (m)	D (m)	Eav (lx)	H (m)	D (m)	Eav (lx)	H (m)	D (m)	Eav (lx)
1	0.24	2865	1	0.35	1476	1	0.56	481
2	0.48	716	2	0.71	313	2	1.13	120
3	0.72	318	3	1.06	139	3	1.69	53
4	0.96	179	4	1.42	78	4	2.26	30
5	1.20	115	5	1.77	50	5	2.82	19
Total lumen output 244 lm			Total lumen output 216 lm			Total lumen output 160 lm		
Efficacy 87 lm/W			Efficacy 74 lm/W			Efficacy 54 lm/W		

6W - 10° UGR 1.5			6W - 30° UGR 9.5			6W - 60° UGR 8.9		
								
H (m)	D (m)	Eav (lx)	H (m)	D (m)	Eav (lx)	H (m)	D (m)	Eav (lx)
1	0.24	3933	1	0.37	1709	1	0.57	624
2	0.48	983	2	0.74	427	2	1.14	156
3	0.72	437	3	1.11	190	3	1.71	69
4	0.96	246	4	1.48	107	4	2.14	39
5	1.20	157	5	1.85	68	5	2.84	25
Total lumen output 355 lm			Total lumen output 306 lm			Total lumen output 209 lm		
Efficacy 60 lm/W			Efficacy 52 lm/W			Efficacy 35 lm/W		

Nesis IP67 Solovetro

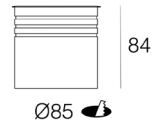
PHOTOMETRIC DATA (3000K CRI>80)



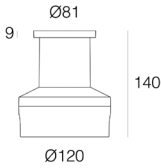
Nesis IP67 Solovetro

INSTALLATION ACCESSORIES

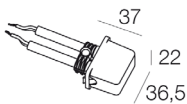
Recessed box in alluminium with edge
(A00433._0)
Ø90



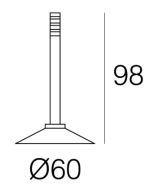
Recessed box in plastic with closure cap
(A00483.40)



Watertight connector (A00387.40)



Watertight connector (A00387.40)

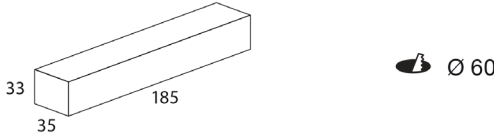
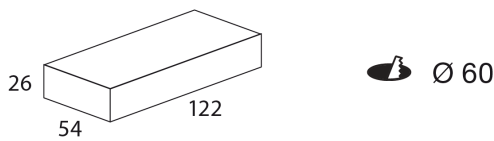


SUGGESTED REMOTE DRIVER

On/off:
CC14-F-350-PI / CC14-F-500-PI
CV30-F-24-PI



Multifunction (DALI 2, 0/1-10V, PUSH):
CC16-M-350-P / CC20-M-500-P
CV25-D-24-PI



RGB:
CC50-X-350-NL

