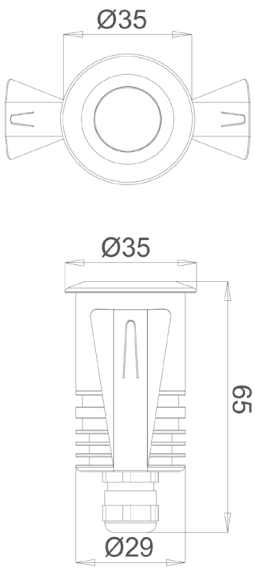


# Gemma 35 IP67 m

Recessed Light | IP67 | Class III | Dimmable



## LIGHT SOURCE & OPTIC

### Power

1W  
1,5W  
2W  
3W  
4W

### Lens

10°/30°/40°  
Frosted Glass  
Trasparent Glass  
Elliptical Lens

### Beam Direction

Fixed

### Material

PMMA

### LED quantity

1

### Binning

2 MacAdam steps

### Color temperature & quality

2200K CRI>80  
2700K CRI>90  
3000K CRI>90  
4000K CRI>80

### Lifetime

(L90) >60.000 hrs

## FIXTURE

### Dimensions

Ø 35mm x H 65mm

### Material

Aluminium

### Body finishes

Black  
Grey  
White  
Stainless Steel AISI316L

### Weight

87gr

### Mounting

Recessed

### Fixing

Wall/Floor/Ceiling Recessed

### Working temperature

-20° / +40°

## ELECTRICAL FEATURES

### Power supply

Main Voltage:  
24Vdc  
350 mA  
500 mA

### Driver requirement

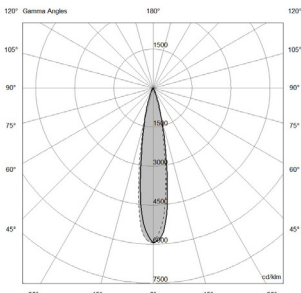
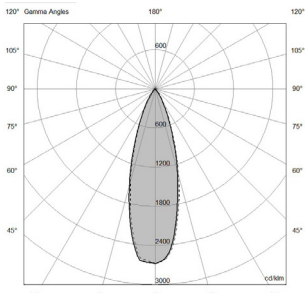
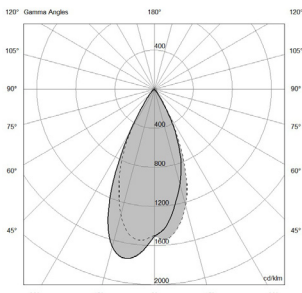
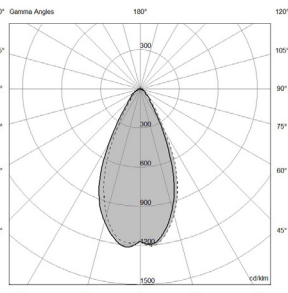
Remote (not included)

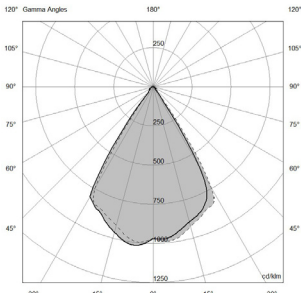
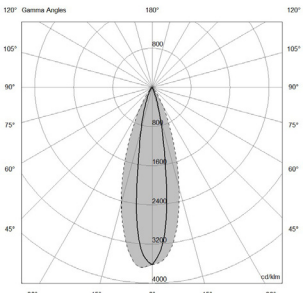
### Control

On/off  
Push switch  
Phase Cut  
0/1-10 V  
Casambi  
DALI

# Gemma 35 IP67 m

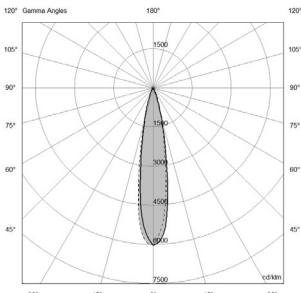
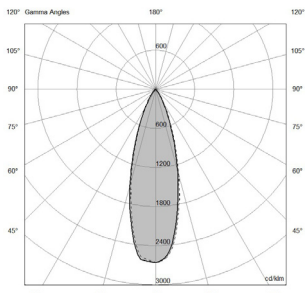
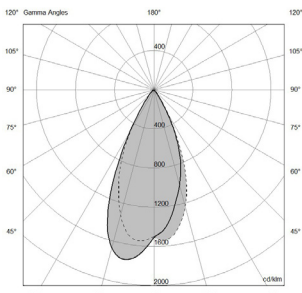
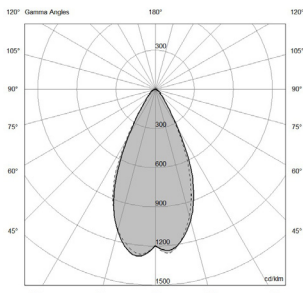
## PHOTOMETRIC DATA (3000K CRI>90)

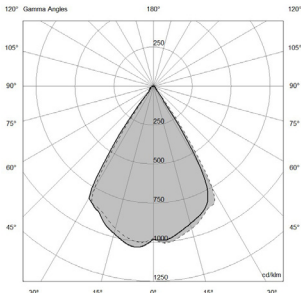
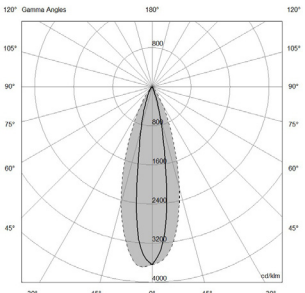
1W - 10°   UGR 18			1W - 30°   UGR 18			1W - 40°   UGR 20			1W - Frosted   UGR 21		
											
H (m)	D (m)	Eav (lx)	H (m)	D (m)	Eav (lx)	H (m)	D (m)	Eav (lx)	H (m)	D (m)	Eav (lx)
1	0.34	465	1	0.56	176	1	0.81	123	1	0.94	15
2	0.68	116	2	1.12	44	2	1.62	31	2	1.88	4
3	1.01	52	3	1.68	20	3	2.42	14	3	2.82	2
4	1.35	29	4	2.24	11	4	3.23	8	4	3.76	1
5	1.69	19	5	2.80	7	5	4.04	5	5	4.70	1
Total lumen output 121 lm			Total lumen output 107 lm			Total lumen output 121 lm			Total lumen output 22 lm		
Efficacy 124 lm/W			Efficacy 108 lm/W			Efficacy 122 lm/W			Efficacy 22 lm/W		

1W - Transparent   UGR 21			1W - Elliptical   UGR 17		
					
H (m)	D (m)	Eav (lx)	H (m)	D (m)	Eav (lx)
1	1.26	25	1	0.33	259
2	2.53	6	2	0.66	65
3	3.79	3	3	0.99	29
4	5.06	2	4	1.32	16
5	6.32	1	5	1.65	10
Total lumen output 46 lm			Total lumen output 112 lm		
Efficacy 46 lm/W			Efficacy 114 lm/W		

# Gemma 35 IP67 m

## PHOTOMETRIC DATA (3000K CRI>90)

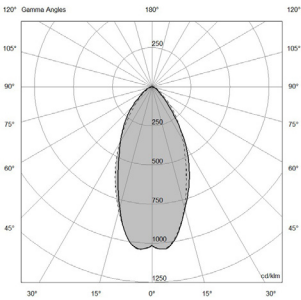
2W - 10°   UGR 17			2W - 30°   UGR 19			2W - 40°   UGR 21			2W - Frosted   UGR 20		
											
H (m)	D (m)	Eav (lx)	H (m)	D (m)	Eav (lx)	H (m)	D (m)	Eav (lx)	H (m)	D (m)	Eav (lx)
1	0.34	635	1	0.56	240	1	0.81	167	1	0.94	23
2	0.67	159	2	1.12	60	2	1.62	42	2	1.88	6
3	1.01	71	3	1.68	27	3	2.43	19	3	2.83	3
4	1.35	40	4	2.24	15	4	3.23	10	4	3.77	1
5	1.69	25	5	2.80	10	5	4.04	7	5	4.71	1
Total lumen output 163 lm			Total lumen output 146 lm			Total lumen output 165 lm			Total lumen output 32 lm		
Efficacy 84 lm/W			Efficacy 74 lm/W			Efficacy 82 lm/W			Efficacy 16 lm/W		

2W - Transparent   UGR 21			2W - Elliptical   UGR 17		
					
H (m)	D (m)	Eav (lx)	H (m)	D (m)	Eav (lx)
1	1.26	34	1	0.33	354
2	2.53	8	2	0.66	88
3	3.79	4	3	0.99	39
4	5.06	2	4	1.31	22
5	6.32	1	5	1.64	14
Total lumen output 62 lm			Total lumen output 153 lm		
Efficacy 31 lm/W			Efficacy 78 lm/W		

# Gemma 35 IP67 m

## PHOTOMETRIC DATA (3000K CRI>90)

### 3W - Frosted | UGR 26

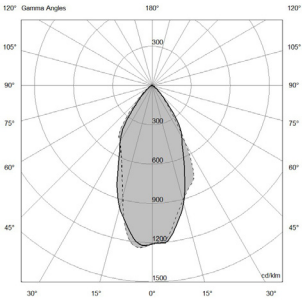


H (m)	D (m)	Eav (lx)
1	0.95	50
2	1.90	12
3	2.85	6
4	3.79	3
5	4.74	2

Total lumen output  
87 lm

Efficacy  
29 lm/W

### 3W - Trasparent | UGR 24



H (m)	D (m)	Eav (lx)
1	0.89	68
2	1.77	17
3	2.66	8
4	3.55	4
5	4.43	3

Total lumen output  
103 lm

Efficacy  
35 lm/W

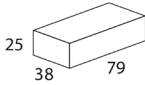
# Gemma 35 IP67 m


---

## INSTALLATION ACCESSORIES

**On/off:**

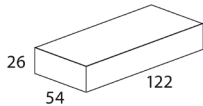
CC14-F-350-PI / CC14-F-500-PI  
CV30-F-24-PI




 Ø 44

**Multifunction (DALI 2, 0/1-10V, PUSH):**

CC20-D-350-P / CC20-D-500-P  
CV25-D-24-PI



 Ø 60