
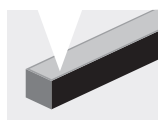




discover more

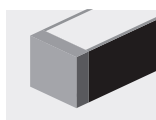


## LENS

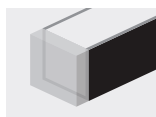


**L40**  
40° Linear Lens

## END CAP

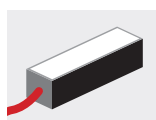


**A**  
Aluminum

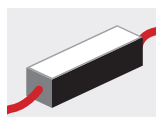


**T**  
Transparent

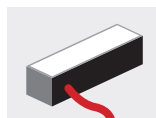
## EXIT CABLE



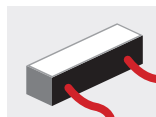
**A**  
Cap Exit



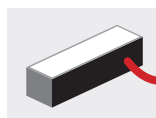
**AB**  
In&Out Cap Exit



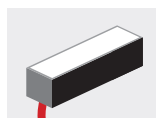
**C**  
Left Side Exit



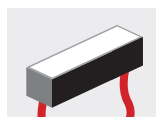
**CD**  
In&Out Side Exit



**D**  
Right Side Exit

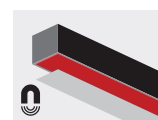


**E**  
Back Exit



**EF**  
Back In&Out  
Exit

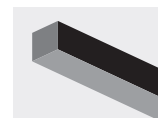
## FIXING



**M**  
Magnetic Fixing



**B**  
Double Sided Tape

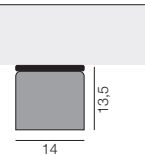


**N**  
Without Fixing

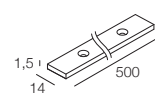
## FIXING



**M**  
Magnetic Fixing



**B**  
Double Sided Tape

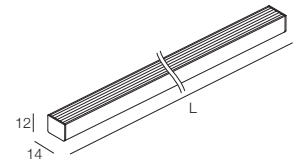


Iron plate for **M** Magnetic Fixing  
**A01744.H0**

# Armonia Linear Lens



## Symmetric Linear IP40



Lumen Output 3000K CRI > 90

23W/m - 40° Linear Lens - Finish Black: 1700 lm/m

CODE

LALL - - - L40 - - - .

POWER	LENGTH (cm)	LENS	END CAP	EXIT CABLE	FIXING	FINISH	CCT
08 8W/m	004 007 010 013 016 019 022 025 028 031	L40 40° Linear Lens	A Aluminum T Transparent	A Cap Exit AB In&Out Cap Exit C Left Side Exit CD In&Out Side Exit D Right Side Exit E Back Exit EF Back In&Out Exit	M Magnetic Fixing B Double Sided Tape N Without Fixing	4 Black 3 Gray	U 2200K Q 2500K X 2700K CRI > 90 W 3000K CRI > 90 K 3500K CRI > 90 D 4000K CRI > 90
12 12W/m	034 037 040 043 046 049 052 055 058 061						
16 16W/m	064 067 070 073 076 079 082 085 088 091						
19 19W/m	094 097 100 103 106 109 112 115 118 121						
23 23W/m	124 127 130 133 136 139 142 145 148 151						
	154 157 160 163 166 169 172 175 178 181						
	184 187 190 193 196 199 202 205 208 211						
	214 217 220 223 226 229 232 235 238 241						
	244 247 250 253 256 259 262 265 268 271						
	274 277 280 283 286 289 292 295 298						

Custom lengths upon request

POWER	LENGTH TUNABLE WHITE (cm)	
16 16W/m TUNABLE WHITE	006 010 014 018 022 026 030 034 038 042 046 050 054 058 062 066 070 074 078 082 086 090 094 098 102 106 110 114 118 122 126 130 134 138 142 146 150 154 158 162 166 170 174 178 182 186 190 194 198 202 206 210 214 218 222 226 230 234 238 242 246 250 254 258 262 266 270 274 278 282 286 290 294 298	8 TUNABLE WHITE

Custom lengths upon request

### ACCESSORIES (only for N without fixing)

IRON PLATE	MAGNETIC BRACKETS	BRACKETS WITH SCREWS	MOUNTING CLIP
19	19	33	17
13	13	13	
19	19	22	
23	23	33	
Iron plate for Magnetic Bracket A01746.H0	Magnetic brackets 0° A00533._ 0	Bracket with screw 0° A00494._ 0	Mounting clip A00705._ 0

### SUGGESTED DRIVERS (not included)

24Vdc CV70-F-24-N p. 292

24Vdc TW CV100-L-24-NL p. 291